

Straits Times Index

For the week
3,353.45
 (+86.05)

+2.6%

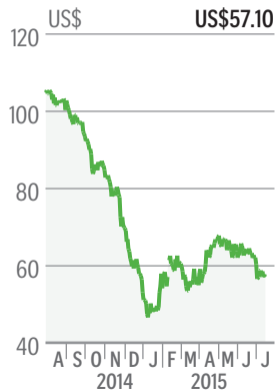
July 16 close:
3,353.45 (+0.44)



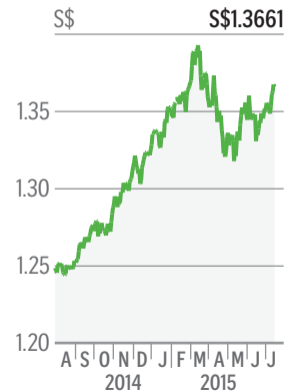
FTSE ST Indexes

	Points	Change	Points	Change
Mid Cap	754.80	▲ +3.02	Healthcare	1,558.35 ▲ +40.76
Small Cap	470.69	▲ +2.53	Industrials	754.27 ▲ +0.19
Fledgling	880.85	▲ +1.47	Oil and gas	507.19 ▲ +1.67
Catalist	640.14	▲ +6.25	Real estate	783.43 ▲ +2.27
China	236.46	▲ +0.77	Real estate hldg & dev	806.26 ▲ +5.03
China Top	195.17	▲ +1.03	Reits	775.83 ▼ -0.20
Maritime	242.00	▲ +1.78	Technology	402.60 ▼ -7.32
Basic materials	125.00	▲ +1.24	Telco	1,116.75 ▲ +7.31
Consumer goods	488.72	▼ -0.44	Utilities	507.05 ▲ +0.17
Consumer serv	804.39	▲ +1.43		
Financials	899.77	▲ +5.64		

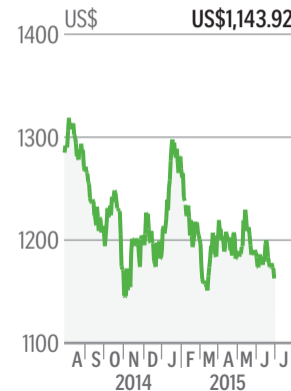
Brent



US\$/S\$



Gold



Catalist



NOTE: Catalist based on Thursday's figures, and others on Friday's. Source: BLOOMBERG