











# Rising murder rates in big US cities

A sampling of cities where the number of murders so far this year is outpacing the same period last year.

	2014	2015	CHANGE (%)	
Milwaukee	59	104	<b>76</b>	
St. Louis	85	136	<b>60</b>	
Baltimore	138	215	<b>56</b>	
Washington	73	105	<b>44</b>	
New Orleans	98	120	<b>22</b>	
Chicago	244	294	<b>20</b>	
Kansas City	45	54	<b>20</b>	
Dallas	71	83	<b>17</b>	
New York	190	208	<b>9</b>	
Philadelphia	165	171	<b>4</b>	

Year-to-date time periods range from Aug 11 to Aug 31.