







How casinos performed

	Genting Singapore (S\$million)	Percentage change	Marina Bay Sands (US\$million)	Percentage change
Revenue	636.1	 1%	750.7	 2.1%
Ebitda	209.2	 18%	389.7	 10.8%
Gaming revenue	451.8	 5%	584.9	 2%

Source: GENTING SINGAPORE AND LAS VEGAS SANDS ST GRAPHICS