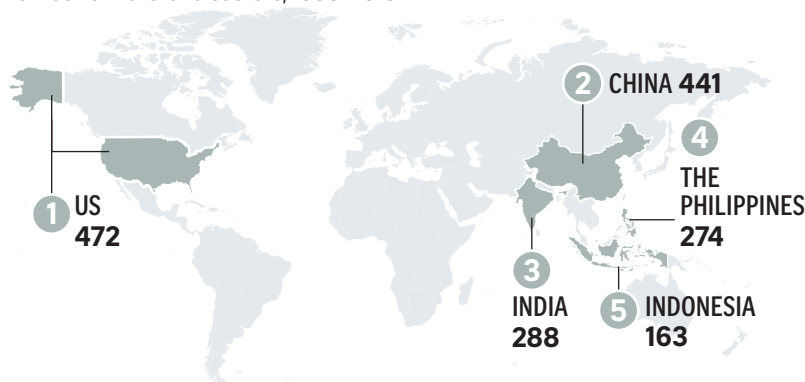


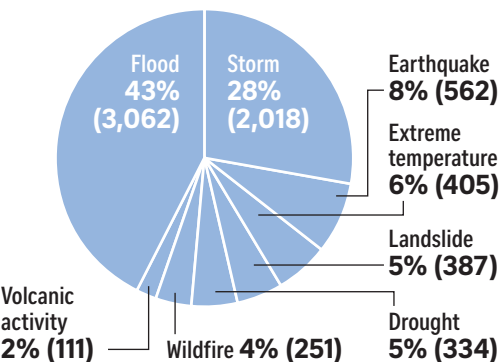
Mother Nature's fury

TOP 5 DISASTER-PRONE NATIONS

Number of natural disasters, 1995-2015

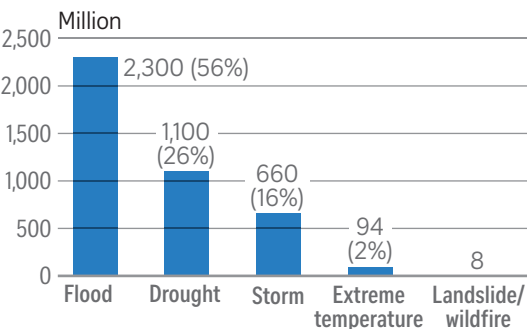


PERCENTAGES OF OCCURRENCES OF NATURAL DISASTERS BY DISASTER TYPE (1995-2015)



NOTE: Figures do not add up to 100% due to rounding off.

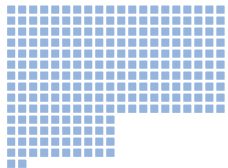
NUMBER OF PEOPLE AFFECTED BY WEATHER-RELATED DISASTERS




NOTE: Deaths are excluded from total affected.

NUMBER OF PEOPLE KILLED BY DISASTER TYPE


Storm
242,000 (40%)



Extreme temperature
164,000 (27%)



Flood
157,000 (26%)



Drought
22,000 (4%)



Landslide, wildfire
20,000 (3%)

