

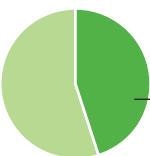
# Where did the money go?

## Spending shocks from snacking and shopping

### OVERALL IN SINGAPORE

Total weekly personal expenses

**\$111.97**



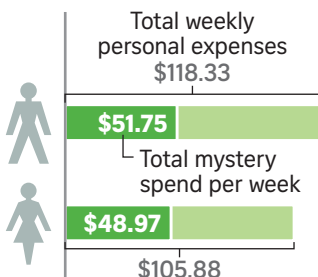
Total mystery spend per week

**\$50.32**

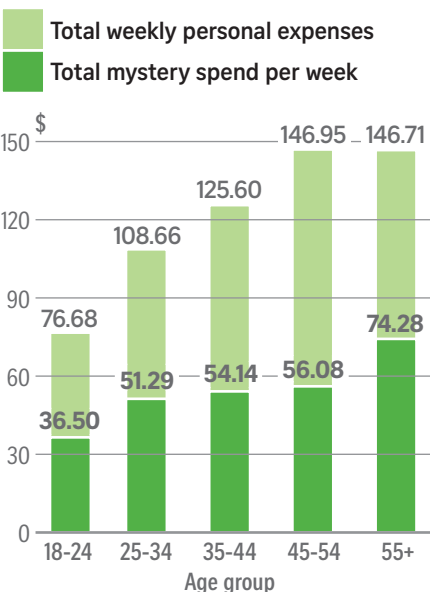
Percentage of weekly personal expenses that is "mystery"

**45%**

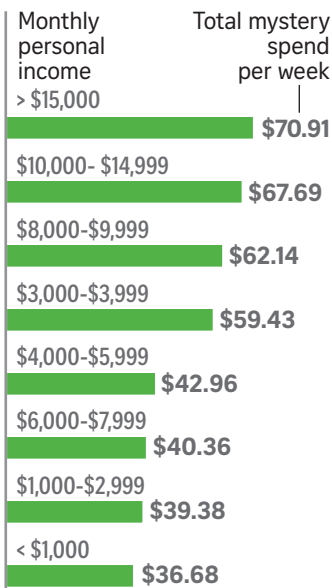
### BY GENDER



### BY AGE GROUP



### BY INCOME GROUP



### WHERE DID THE MONEY GO?

#### Top 3 categories in Singapore



**48%**  
Buying snacks



**47%**  
Leisure shopping/  
Shopping for  
non-essential items



**34%**  
Coffee breaks