


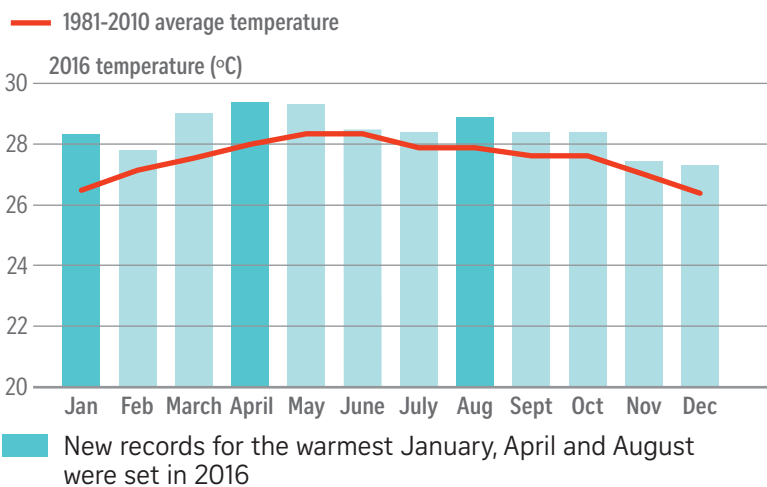
Singapore's weather last year



2016 was the warmest year on record for Singapore, in line with ongoing global warming

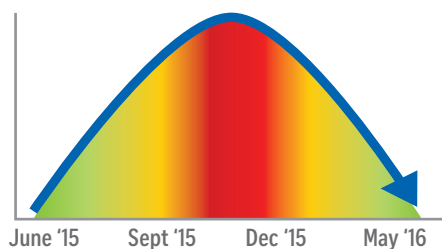


March 2016 was the driest March ever recorded in Singapore



From El Nino 2015 to La Nina in late 2016

Typical El Nino life cycle



The tail end of the strong 2015 El Niño prevailed in the first half of 2016, giving rise to warmer and drier weather over the region



El Niño gave way to La Niña conditions in the second half of 2016 and resulted in wetter conditions over the region

Notable weather in 2016



High frequency of Sumatra squalls

Top 10 warmest years in Singapore

Year	Annual mean temperature (°C)
2016	28.4
2015	28.3
1998	28.3
1997	28.3
2010	28.1
2002	28.1
2005	28.0
2014	27.9
2009	27.9
2004	27.9

NOTE: Figures based on Changi climate station