

Global inequality

WEF'S SOCIAL MOBILITY INDEX

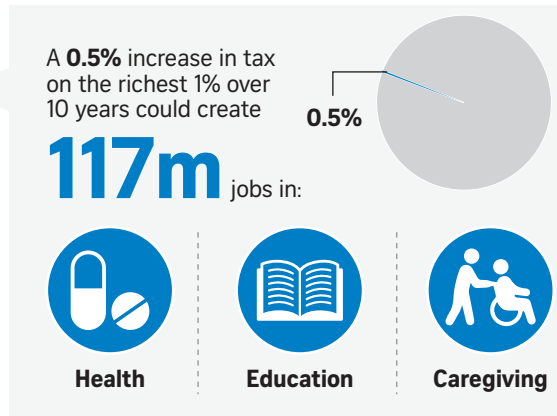
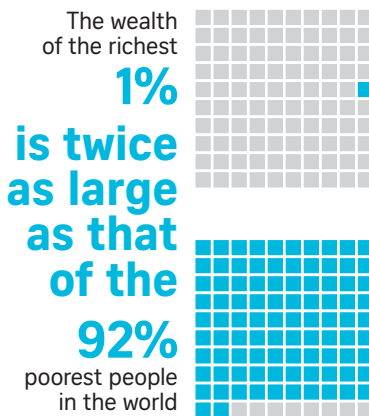
Based on a survey of 82 countries/economies

Rank	Country/economy
1	Denmark
2	Norway
3	Finland
4	Sweden
5	Iceland
6	Netherlands
7	Switzerland
8	Austria
9	Belgium
10	Luxembourg
11	Germany
12	France
13	Slovenia
14	Canada
15	Japan
16	Australia
17	Malta
18	Ireland
19	Czech Republic
20	Singapore

OXFAM'S REPORT 2020



The world's **2,153** billionaires own more wealth than the **4.6b** poorest people combined



The 22 richest men in the world

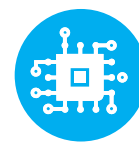


have more wealth than **all the women in Africa**




Unpaid domestic work by women (cooking, cleaning, caring for children/the elderly) represents a contribution of at least

US\$10,800b per year to the global economy



More than 3x the size of the global tech industry

Unpaid care work prevents



versus

