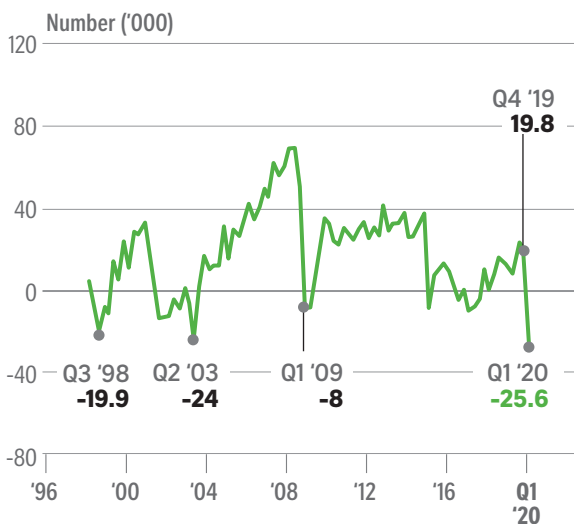


Labour market under strain

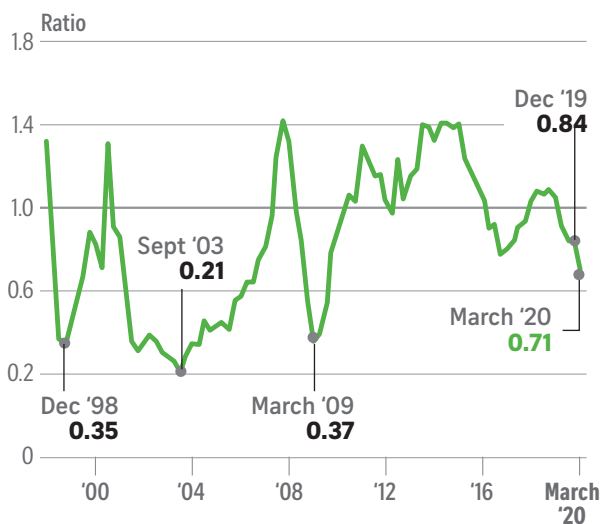
BIGGEST EMPLOYMENT FALL ON RECORD

Total employment change



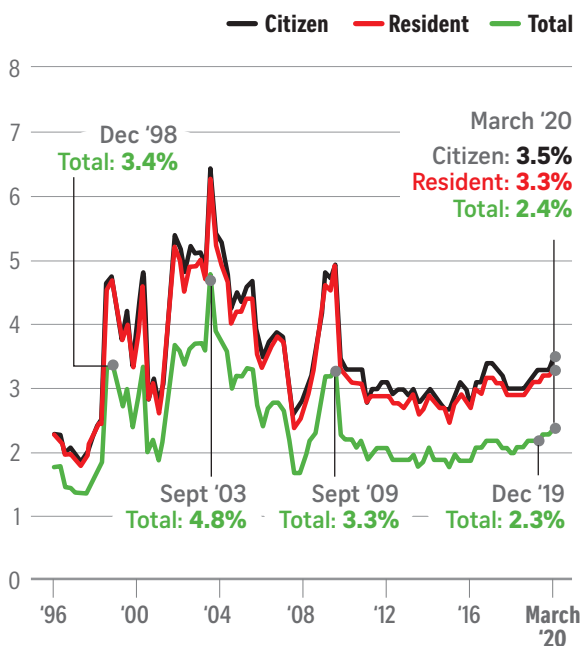
FEWER JOB VACANCIES AVAILABLE FOR JOB SEEKERS

Ratio of job vacancies to unemployed people (seasonally adjusted)



UNEMPLOYMENT RATES ROSE

Unemployment rates (seasonally adjusted)



MORE INDUSTRIES LOST WORKERS THAN THOSE THAT ADDED WORKERS

Employment change by industry

Industry	Q4 2019	Q1 2020	Change
Public administration and education	0.7	2.5	▲
Professional services	1.4	2.5	▲
Financial services	0.9	2.3	▲
Information and communications	1.2	0.8	▲
Health and social services	1.2	0.8	▲
Insurance services	0.3	0.5	▲
Transport and storage	1.7	0.4	▲
Real estate services	-	-1.6	▼
Administrative and support services	2.0	-1.8	▼
Arts, entertainment and recreation	-0.5	-2.3	▼
Accommodation	-0.5	-2.6	▼
Wholesale trade	-0.4	-3.3	▼
Manufacturing	1.4	-3.3	▼
Retail trade	2.6	-5.4	▼
Construction	4.2	-5.8	▼
Food and beverage services	3.5	-8.3	▼

EMPLOYMENT DIFFUSION INDEX: Dec 2019 **55.7** March 2020 **38.7**