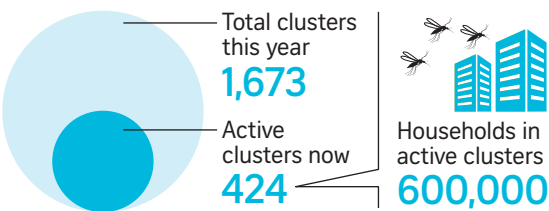


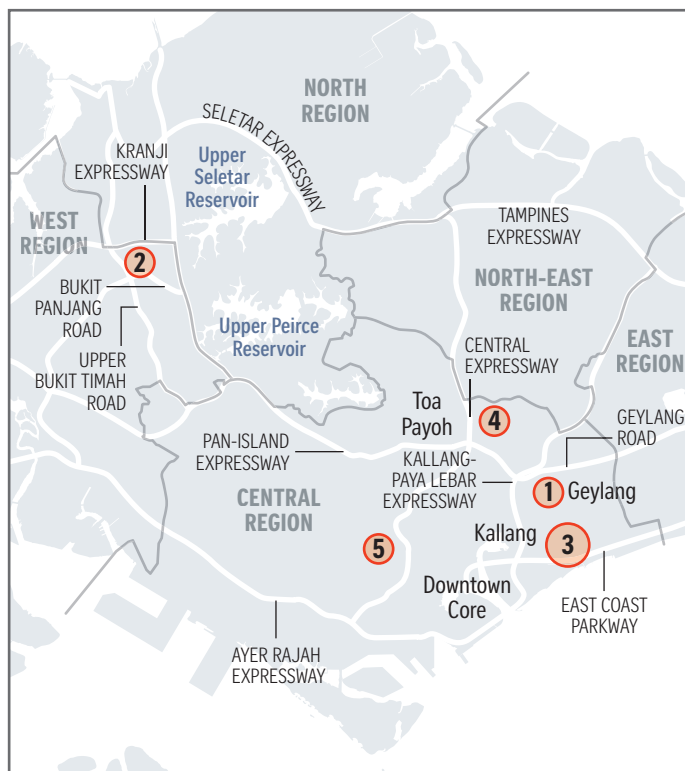
By the numbers



This year's super clusters of 200 people or more

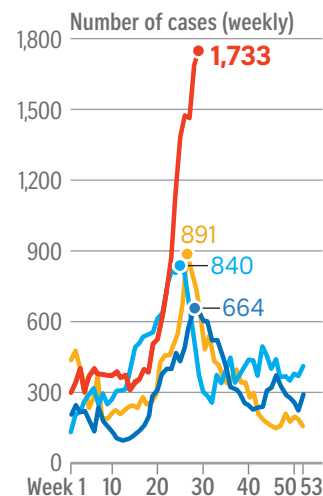
Place	People infected	Start date	End date
1 Aljunied-Geylang	281	Feb 21	Ongoing
2 Bukit Panjang	275	May 27	Ongoing
3 Mountbatten	262	May 5	Ongoing
4 Woodleigh	218	March 31	July 6
5 River Valley-Killiney	202	June 1	Ongoing

Total deaths So far this year **19** Last year **20**

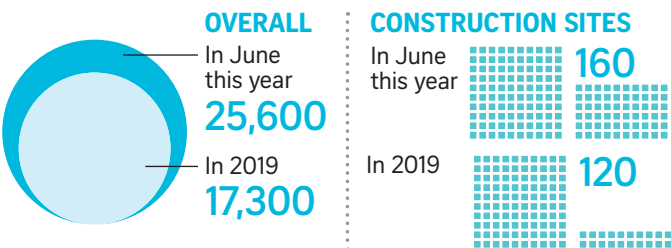


Biggest dengue outbreaks

Year	2013	2014	2019
Number of cases	22,170	18,168	15,998
2020	20,122 (to date)		



Average weekly inspections by NEA



Out of 454,000 inspections from January to June 3 this year...

