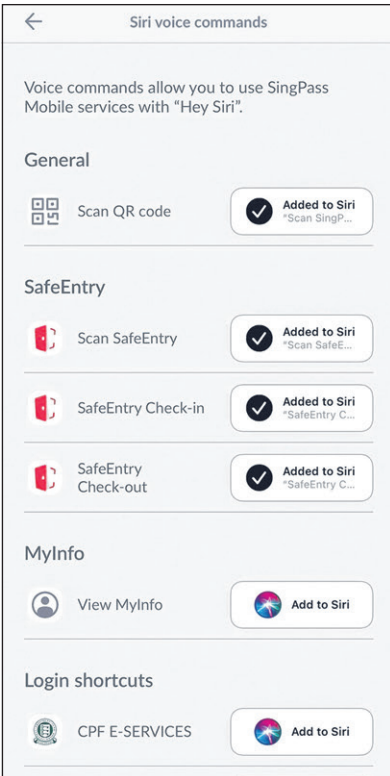
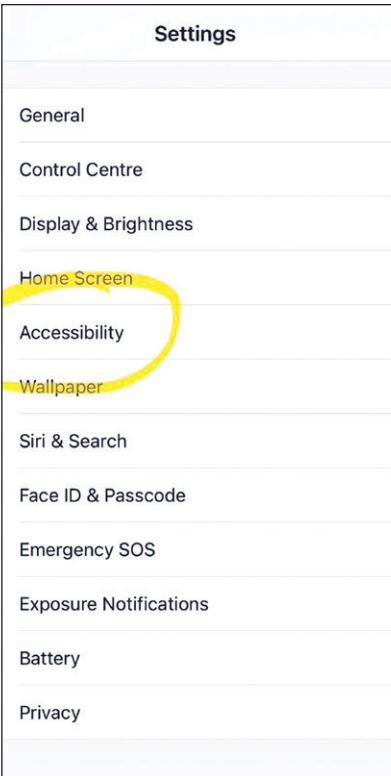


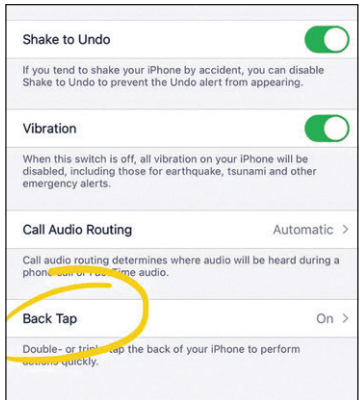
The Siri way to SafeEntry



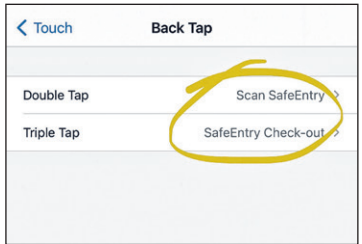
1 Go to the SingPass app to activate Siri Shortcuts for SafeEntry.



2 Go to Settings > Accessibility > Touch > Back Tap, and turn it on.



3 Assign Scan SafeEntry to Double Tap, and SafeEntry Check-out to Triple Tap.



4 You can now double-tap the back of your iPhone to activate SafeEntry and triple-tap to check out.

NOTE: Back Tap works only on iPhone 8 and above.

Source: FACEBOOK/MRBROWN STRAITS TIMES GRAPHICS