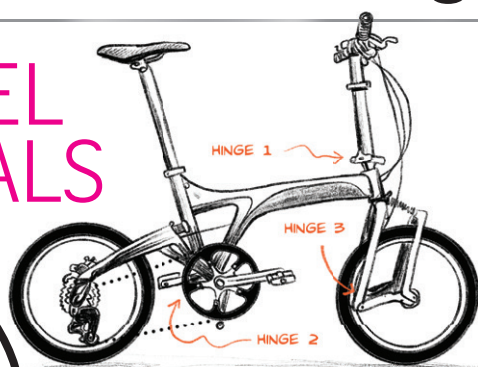


Evolution of folding bicycles

As cycling became more popular during the circuit breaker, folding bikes were sought after for their practicality and convenience

WHEEL DEALS

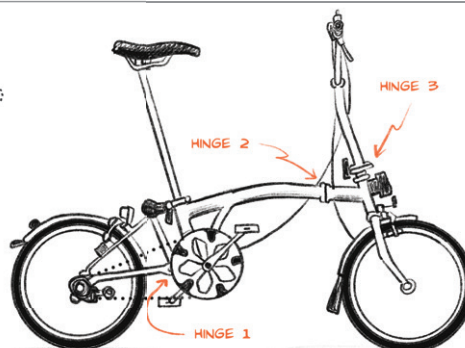
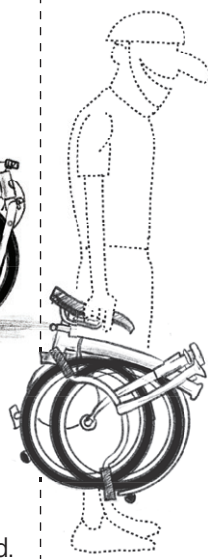



BIRDY (From \$2,050)

Size when folded: 80cm (height) x 62cm (length) x 34cm (width) **Wheel size:** 18 inches

Pros: An all-rounder, it can be fitted with side luggage and has front and rear suspension.

Cons: Its steering can feel heavy and it cannot be rolled along when folded.



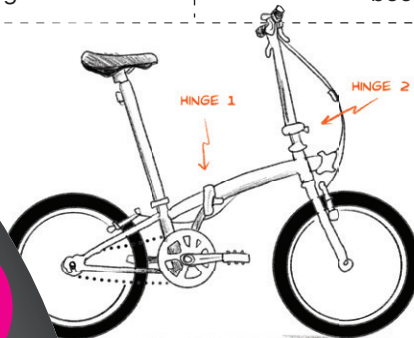
BROMPTON (From \$2,500)

Size when folded: 58.5cm x 56.5cm x 27cm

Wheel size: 16 inches

Pros: It is compact when folded, its build quality is good and it comes with a front luggage attachment.

Cons: It is expensive and has twitchy steering because of the small wheel size.



TERN LINK A7 (From \$650)

Size when folded: 39.5cm x 80cm x 73cm

Wheel size: 20 inches

Pros: It has a kickstand as well as a handlebar whose height can be adjusted.

Cons: It is bulky when folded and does not have a luggage attachment.



The history of folding bikes

1860s

Folding bikes were derived from full-size ones. The velocipede (or boneshaker) is the first type of bicycle with pedals and was invented by Frenchman Pierre Michaux and his son Ernest.



Englishman William Grout (left) invented the first folding bike, but the complicated design did not take off.

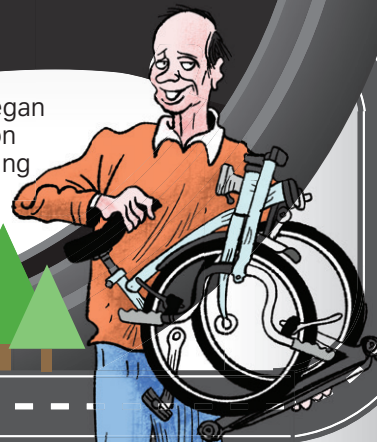
1878

The Moulton, Raleigh Twenty and Bickerton Portable were among the iconic folding bikes during this period. The design of today's folding bikes takes a leaf from the Raleigh Twenty.

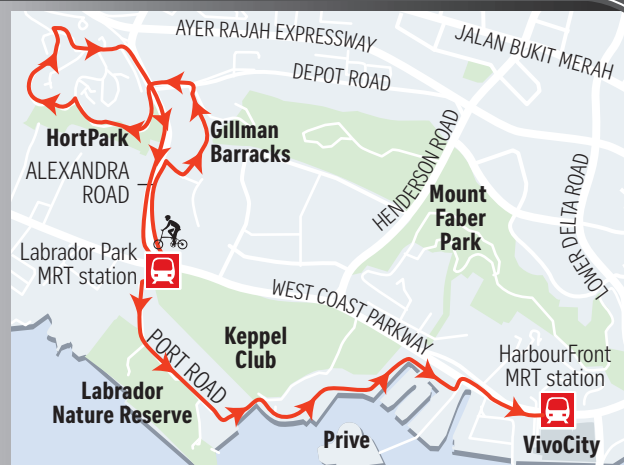
1960s
1970s

1980s

Briton Andrew Ritchie (right) began production of the first Brompton folding bike in 1981. Dahon folding bikes hit the market in 1984 while Montague Bikes was founded in 1987.



Cycling routes



DURATION: 1-1½ hours

Kick off at Labrador Park MRT station and cycle through art galleries in Gillman Barracks. Then climb uphill along Canterbury Road near HortPark and enjoy a panoramic view of Kent Ridge Park. Finish the trail with sights from Labrador Nature Reserve and Marina at Keppel Bay.

What to look out for

1 Budget

Beginners can expect to pay \$250 to \$500 for a reliable folding bicycle. Budget between \$500 and \$1,500 for extras such as more gears and lighter materials.

2 Riding style – fitness or leisure?

Single- to nine-speed bicycles are suitable for leisure riders going on flat ground. Those looking for a bigger challenge can go for 18-speed ones.

3 Size when folded

The size of the folded bicycle matters if you have little space to store it. Generally, the bigger the wheel, the less compact it is when folded.

4 Type of folding

While some bicycles with one or two hinges can be folded in seconds, there are models that require wheels to be removed before folding.

5 Place of riding

Will you be riding from home to your destination or making part of the journey by car, train, bus or taxi? For example, if you take the train, you may have to jostle for space with commuters while carrying your bike.

6 Customisability and accessories

Many cyclists take pride in customising their bicycles, from changing the wheels so they can cycle faster to replacing parts to make the bike lighter.

- With input from sports retailer Decathlon and Facebook group Singapore Folding Bike.



DURATION: 1-1½ hours

A short route that offers scenic views of Singapore's cityscape as well as iconic buildings such as the Marina Bay Sands integrated resort and the Esplanade. Those keen on longer rides can continue cycling to East Coast Park.