




# Fastest from start-ups to unicorns

Rank	Economy	Total number of unicorns	Average time taken to reach US\$1b valuation
1	China	155	5 years 10 months 
2	Hong Kong	5	6 years 1 month 
3	Japan	6	6 years 3 months 
4	<b>United States</b>	<b>378</b>	<b>6 years 11 months</b> 
	<b>Singapore</b>	<b>6</b>	<b>6 years 11 months</b> 
	<b>Australia</b>	<b>6</b>	<b>6 years 11 months</b> 
7	Israel	17	7 years 3 months 
8	France	16	8 years 3 months 
9	Britain	31	8 years 7 months 
10	India	34	8 years 9 months 
11	Brazil	12	8 years 10 months 
12	Canada	12	10 years 9 months 
13	South Korea	10	10 years 10 months 
14	Germany	16	11 years 5 months 
15	Switzerland	5	14 years 11 months 